



*WAREHOUSE, TRANSLOAD, SIT*



# CALUMET

## BUSINESS CENTER

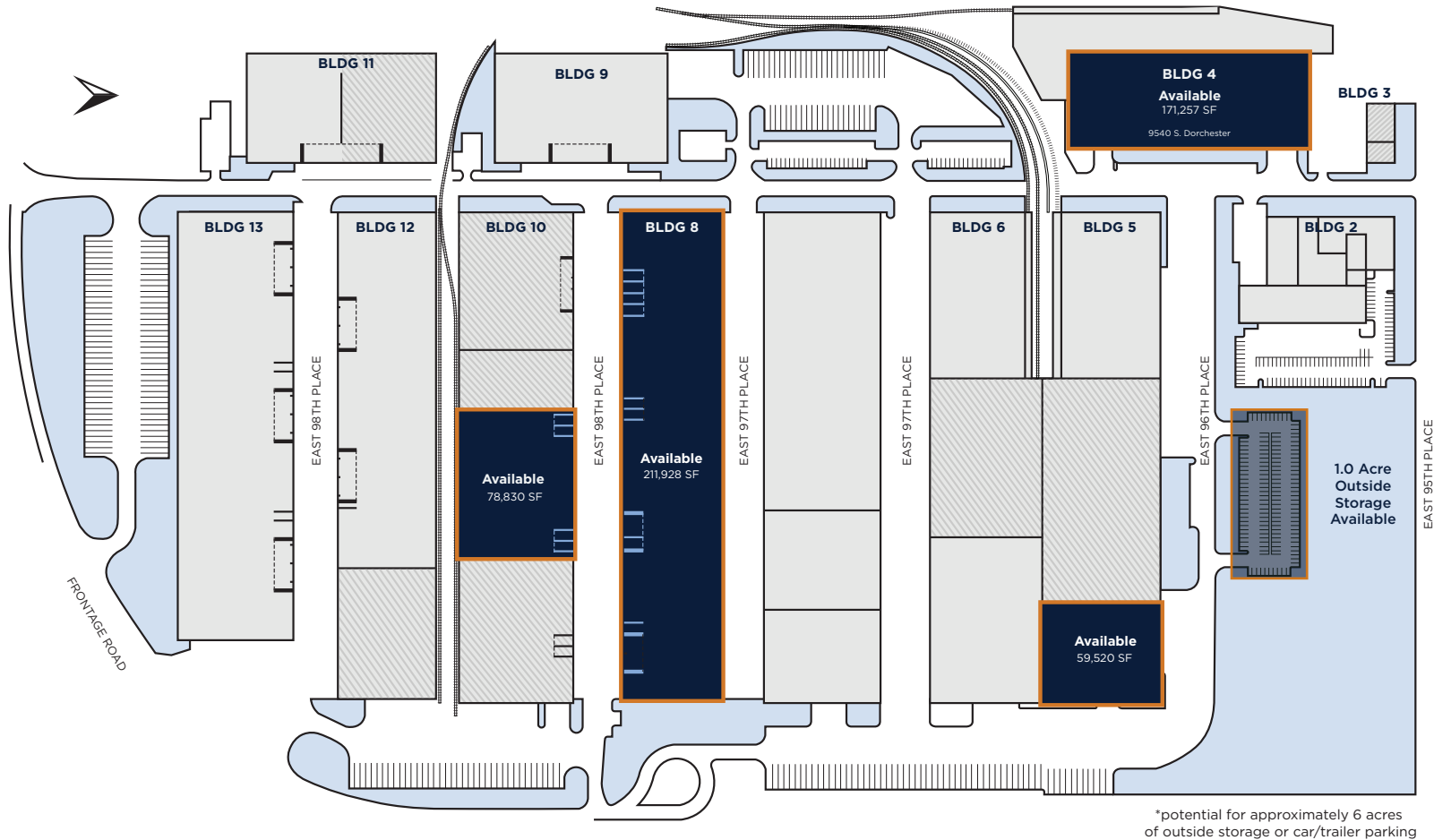
**BUILDING 4** | 171,257 SF AVAILABLE | 9540 S DORCHESTER AVENUE, CHICAGO, IL | **RAIL SERVED**

**BUILDING 5** | 59,520 SF AVAILABLE | 1501 E 96TH STREET, CHICAGO, IL

**BUILDING 8** | 211,928 SF AVAILABLE | 1400-1570 E 98TH STREET, CHICAGO, IL

**BUILDING 10** | 78,830 SF AVAILABLE | 1545 E 98TH STREET & 1515 E 98TH STREET, CHICAGO, IL | **RAIL SERVED**

# CALUMET BUSINESS CENTER FEATURES



**RAIL-SERVED UNITS AVAILABLE**  
**PRIVATE ROADS**  
**24-HOUR SECURITY**  
**ADJACENT TO I-94 AND I-57**  
**ENTERPRISE ZONE 3 INCENTIVES**

Park Size: 2,067,000 SF  
 Site Size: 112 Acres  
 No. of Buildings: 12  
 Clear Height: 18'9" - 28'  
 Column Spacing: 40' x 40' Typical

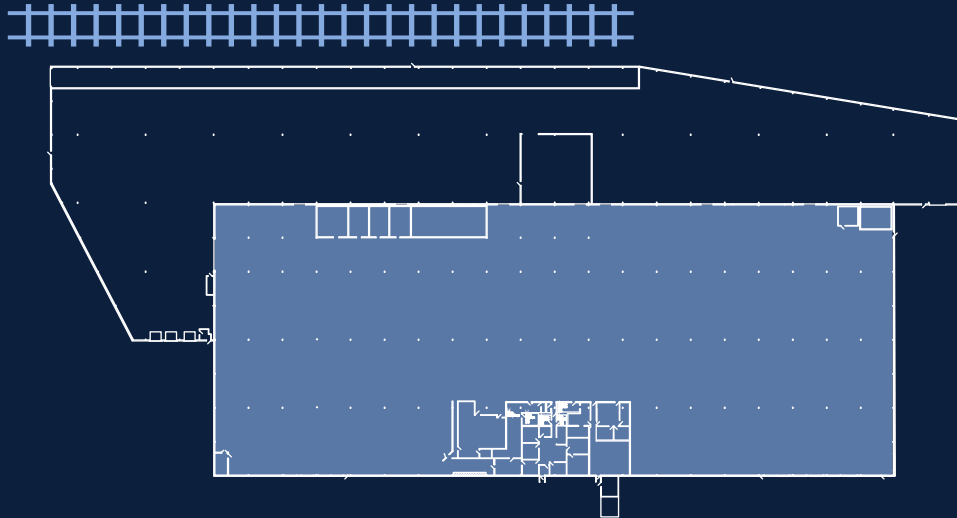
Fire Suppression: Fully Sprinklered  
 Docks / SF: Average 1 / 7,000 SF  
 Trailer Parking: 249  
 Car Parking: 572

# BUILDING 4 HIGHLIGHTS



9540 S Dorchester Avenue, Chicago, IL

**RAIL SERVED**



Space Available

**171,257 SF**

Clear Height

**18'6"-28'**

Exterior Docks

**11**

Drive-in Doors

**2**

Car Parking:

**82**

Trailer Parking:

**PRO RATA**

Bay Size

**APPROX. 40'W X 40'D**

Power

**4,200 AMPS**

Rail Access

**INTERIOR RAIL**

6 Rail Cars

Rail Provider

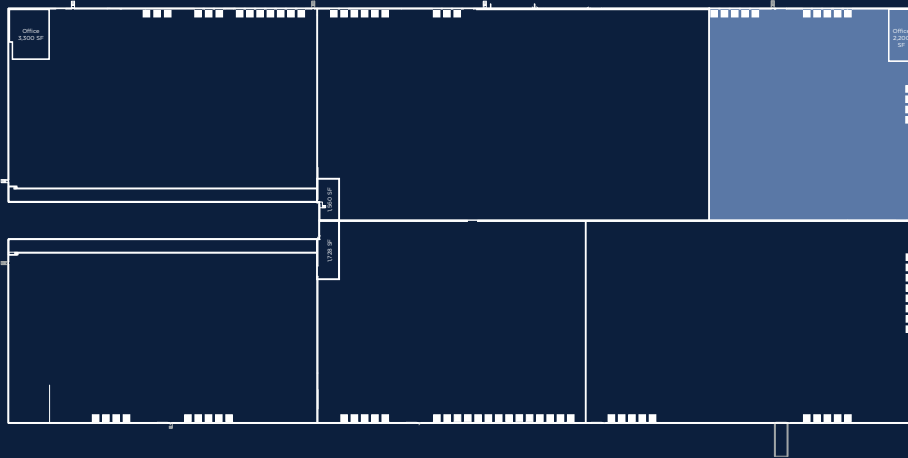
**NORFOLK  
SOUTHERN**



# BUILDING 5 HIGHLIGHTS



1501 E 96th Street, Chicago, IL



Space Available

**59,520 SF**

Clear Height

**18'6"**

Exterior Docks

**14**

9 with Shelters and  
45K Levelers

Drive-in Doors

**1**

13'x 14'

Car Parking:

**14**

Bay Size

**APPROX. 40'W X 40'D**


Power

**400 AMPS, 480/277 VOLTS/3 PHASE**

# BUILDING 8 HIGHLIGHTS



1400-1570 E 98th Street, Chicago, IL



Space Available

**211,928 SF**

Divisible

Office Size

**±6,000 SF**

4 Separate Offices

Clear Height

**18'9"**

Exterior Docks

**26**

Car Parking:

**59**

Trailer Parking:

**PRO RATA**

Bay Size

**APPROX. 24'W X 48'D**

Power

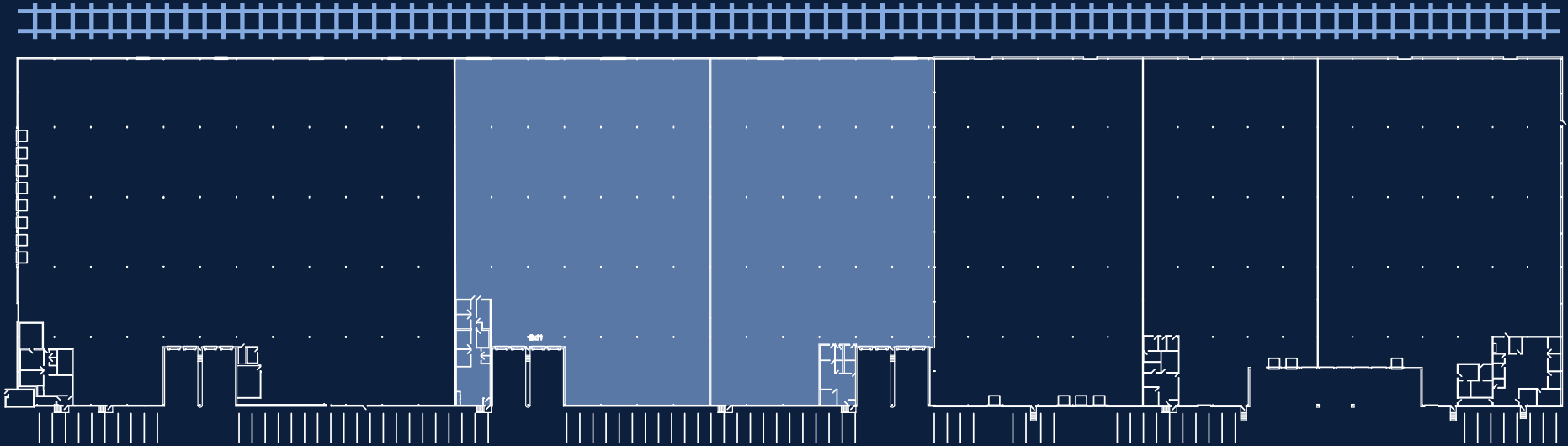
**6-400 AMPS, 277/480 VOLTS**

# BUILDING 10 HIGHLIGHTS



1545 E 98th Street & 1515 E 98th Street, Chicago, IL

**RAIL SERVED**



Space Available

**78,830 SF**

Divisible

Office Size

**3,250 SF**

Column Height

**22'**

Exterior Docks

**8**

Car Parking:

**24**

Trailer Parking:

**AMPLE**

Rail Access

**EXTERIOR RAIL**

Power

**200 AMPS, 480/27 VOLTS, 3 PHASE**

Column Spacing

**24' X 48'**

O'HARE AIRPORT  
31 MILES



# DRIVE TIMES







# CALUMET

## BUSINESS CENTER



For More Information, Please Contact:

### SALLY MACOICZ

Managing Director  
+1 312 470 1823  
[sally.macoicz@cushwake.com](mailto:sally.macoicz@cushwake.com)

### MATT SADDLER

Director  
+1 312 470 3834  
[matt.saddler@cushwake.com](mailto:matt.saddler@cushwake.com)

### IVAN RAVELO

Associate  
+1 312 424 8148  
[ivan.ravelo@cushwake.com](mailto:ivan.ravelo@cushwake.com)

### MICHAEL FLYNN

Senior Director - Rail Advisory Group  
+1 908 868 2022  
[michael.flynn@cushwake.com](mailto:michael.flynn@cushwake.com)

### JASON MCCULLARS

Industrial Development Manager - Norfolk Southern  
+1 817 718 5423  
[jason.mccullars@nscorp.com](mailto:jason.mccullars@nscorp.com)



©2025 Cushman & Wakefield. All rights reserved. The information contained in this communication is strictly confidential. This information has been obtained from sources believed to be reliable but has not been verified. no warranty or representation, express or implied, is made as to the condition of the property (or properties) referenced herein or as to the accuracy or completeness of the information contained herein, and same is submitted subject to errors, omissions, change of price, rental or other conditions, withdrawal without notice, and to any special listing conditions imposed by the property owner(s). any projections, opinions or estimates are subject to uncertainty and do not signify current or future property performance.